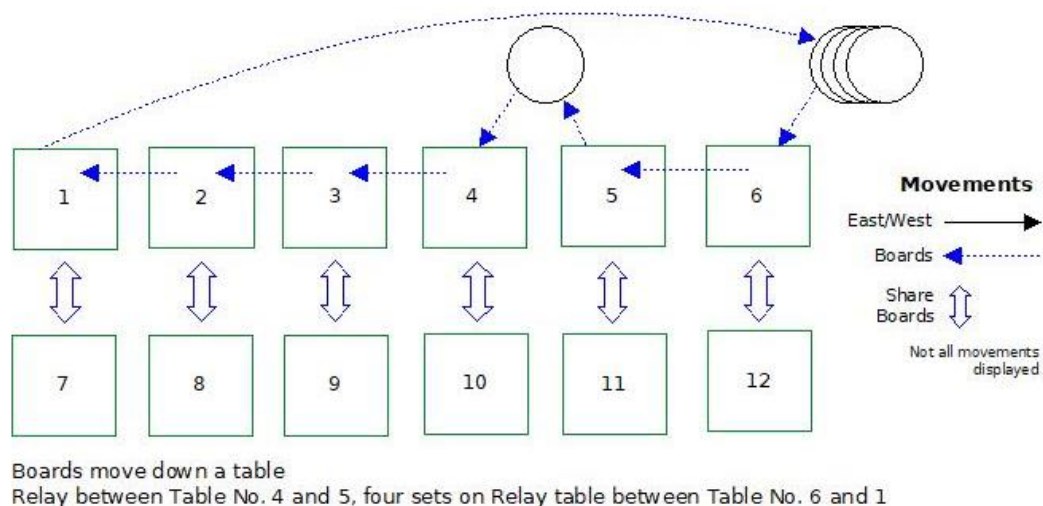


**Thornbury U3A Bridge Groups**  
**Military Bridge movement information for 12 teams**

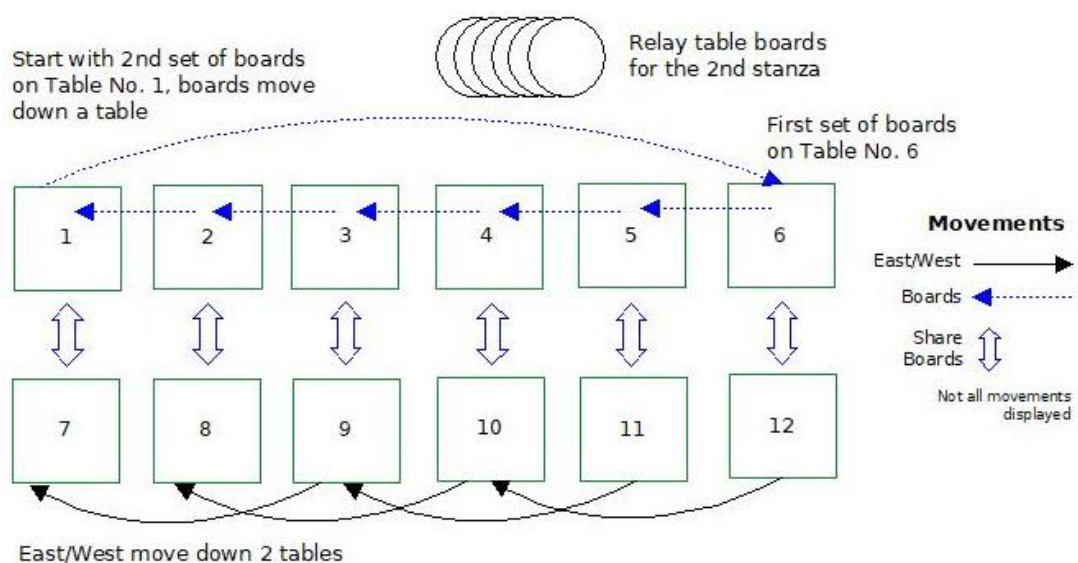
<https://bridgeaf.com/bridge-movements-team-events>

On the above website, three different movements were described for 12 teams:

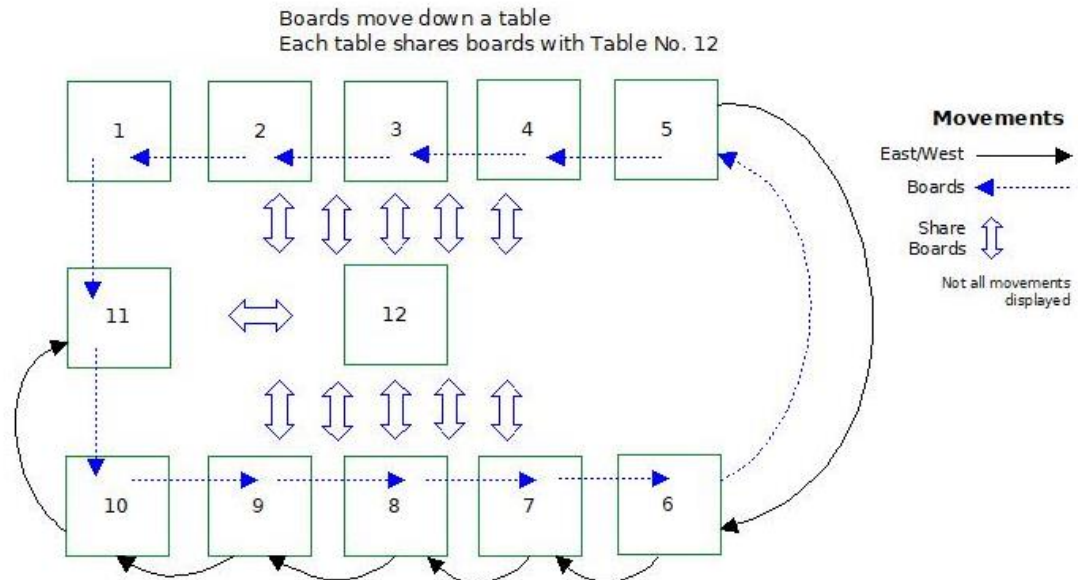
- Patton – 11 tables / 22 boards / Eleven 2-board rounds. In this case Tables 1, 2, 3, 4, 5, 6 share boards with Tables 7, 8, 9, 10, 11, 12 respectively. Relay table between Table No. 4 and 5, four relays between Table No. 6 and 1. All North/South and East/West pairs move except team 12. Boards move down a table or to/from the relay each round.



- Stagger - 11 tables / 22 boards / Eleven 2-board rounds. Arrange tables in horseshoe configuration, Table No. 1 shares boards with Table No. 7. Table No. 2 shares with Table No. 8 etc. Lay out the boards starting with 2nd set on Table No. 1, boards move down a table. 2 stanzas, break between round 5 and 6. East/West move down 2 tables with a skip in the first round of the 2nd stanza.



- Thurner - 11 tables / 22 boards / Eleven 2-board rounds. Eleven sets on Table No.s 1 - 11, Table No. 12 shares with Table No. 1 on first round, and then with other tables in turn. Boards move down 1 table. After the first round, East/West pairs on Tables 1 to 11 move up one table except when they arrive at their home table they play at Table 12 instead and share boards with their home table. East/West pair on Table No. 12 moves down four or five tables.



As shown in the above diagram, all three types of movement require board sharing between tables. Of these three, the conclusion drawn is that all three are complex and that, of the three, the Stagger movement is the best of the three for the Military Teams event (taking into account room size and layout).

### Stagger movements

As mentioned above, when using a “Stagger” movement it is necessary for tables to share boards throughout. Boards can be set out on the low numbered tables (1 to  $n$  – for 12 tables  $n=6$ ) with copies of the same boards on the higher numbered half ( $n+1$  to  $2n$ ). If only one set of boards is available, the boards are set out separately on relay tables and actively shared. The same instructions are given at the end of each round “EW down two; boards down one (‘cyclically’ is used). When the moving pairs have competed against all the teams displaced an even number of places from their home tables the movement is repeated with a new set of boards whilst they visit the remaining tables.

The pages below show the 12 movement cards, one for each table, followed by suggested text of what the Technical Director can say before play starts, and the round-by-round listing of who is where and what boards they are playing.

Teams 12-table Stagger movement			
Table 1			
Round	N/S	E/W	Boards
1	1-NS	3-EW	3 - 4
2	1-NS	5-EW	5 - 6
3	1-NS	7-EW	7 - 8
4	1-NS	9-EW	9 - 10
5	1-NS	11-EW	11 - 12
Skip and remove boards to relay			
6	1-NS	2-EW	15 - 16
7	1-NS	4-EW	17 - 18
8	1-NS	6-EW	19 - 20
9	1-NS	8-EW	21 - 22
10	1-NS	10-EW	23 - 24
11	1-NS	12-EW	13 - 14
NS remain; EW move down TWO tables (Table 11) except after round 5 when they skip to Table 10 for round 6			
Boards shared with Table 7 then moved to Tables 6 & 12 to share next, except after round 5 when the boards go to the relay table			

Teams 12-table Stagger movement			
Table 2			
Round	N/S	E/W	Boards
1	2-NS	4-EW	5 - 6
2	2-NS	6-EW	7 - 8
3	2-NS	8-EW	9 - 10
4	2-NS	10-EW	11 - 12
5	2-NS	12-EW	1 - 2
Skip and remove boards to relay			
6	2-NS	3-EW	17 - 18
7	2-NS	5-EW	19 - 20
8	2-NS	7-EW	21 - 22
9	2-NS	9-EW	23 - 24
10	2-NS	11-EW	13 - 14
11	2-NS	1-EW	15 - 16
NS remain; EW move down TWO tables (Table 12) except after round 5 when they skip to Table 11 for round 6			
Boards shared with Table 8 then moved to Tables 1 & 7 to share next, except after round 5 when the boards go to the relay table			

Teams 12-table Stagger movement			
Table 3			
Round	N/S	E/W	Boards
1	3-NS	5-EW	7 - 8
2	3-NS	7-EW	9 - 10
3	3-NS	9-EW	11 - 12
4	3-NS	11-EW	1 - 2
5	3-NS	1-EW	3 - 4
Skip and remove boards to relay			
6	3-NS	4-EW	19 - 20
7	3-NS	6-EW	21 - 22
8	3-NS	8-EW	23 - 24
9	3-NS	10-EW	13 - 14
10	3-NS	12-EW	15 - 16
11	3-NS	2-EW	17 - 18
NS remain; EW move down TWO tables (Table 1) except after round 5 when they skip to Table 12 for round 6			
Boards shared with Table 9 then moved to Tables 2 & 8 to share next, except after round 5 when the boards go to the relay table			

Teams 12-table Stagger movement			
Table 4			
Round	N/S	E/W	Boards
1	4-NS	6-EW	9 - 10
2	4-NS	8-EW	11 - 12
3	4-NS	10-EW	1 - 2
4	4-NS	12-EW	3 - 4
5	4-NS	2-EW	5 - 6
Skip and remove boards to relay			
6	4-NS	5-EW	21 - 22
7	4-NS	7-EW	23 - 24
8	4-NS	9-EW	13 - 14
9	4-NS	11-EW	15 - 16
10	4-NS	1-EW	17 - 18
11	4-NS	3-EW	19 - 20
NS remain; EW move down TWO tables (Table 2) except after round 5 when they skip to Table 1 for round 6			
Boards shared with Table 10 then moved to Tables 3 & 9 to share next, except after round 5 when the boards go to the relay table			

Teams 12-table Stagger movement			
Table 5			
Round	N/S	E/W	Boards
1	5-NS	7-EW	11 - 12
2	5-NS	9-EW	1 - 2
3	5-NS	11-EW	3 - 4
4	5-NS	1-EW	5 - 6
5	5-NS	3-EW	7 - 8
Skip and remove boards to relay			
6	5-NS	6-EW	23 - 24
7	5-NS	8-EW	13 - 14
8	5-NS	10-EW	15 - 16
9	5-NS	12-EW	17 - 18
10	5-NS	2-EW	19 - 20
11	5-NS	4-EW	21 - 22
NS remain; EW move down TWO tables (Table 3) except after round 5 when they skip to Table 2 for round 6			
Boards shared with Table 11 then moved to Tables 4 & 10 to share next, except after round 5 when the boards go to the relay table			

Teams 12-table Stagger movement			
Table 6			
Round	N/S	E/W	Boards
1	6-NS	8-EW	1 - 2
2	6-NS	10-EW	3 - 4
3	6-NS	12-EW	5 - 6
4	6-NS	2-EW	7 - 8
5	6-NS	4-EW	9 - 10
Skip and remove boards to relay			
6	6-NS	7-EW	13 - 14
7	6-NS	9-EW	15 - 16
8	6-NS	11-EW	17 - 18
9	6-NS	1-EW	19 - 20
10	6-NS	3-EW	21 - 22
11	6-NS	5-EW	23 - 24
NS remain; EW move down TWO tables (Table 4) except after round 5 when they skip to Table 3 for round 6			
Boards shared with Table 12 then moved to Tables 5 & 11 to share next, except after round 5 when the boards go to the relay table			

Teams 12-table Stagger movement			
Table 7			
Round	N/S	E/W	Boards
1	7-NS	9-EW	3 - 4
2	7-NS	11-EW	5 - 6
3	7-NS	1-EW	7 - 8
4	7-NS	3-EW	9 - 10
5	7-NS	5-EW	11 - 12
Skip and remove boards to relay			
6	7-NS	8-EW	15 - 16
7	7-NS	10-EW	17 - 18
8	7-NS	12-EW	19 - 20
9	7-NS	2-EW	21 - 22
10	7-NS	4-EW	23 - 24
11	7-NS	6-EW	13 - 14
NS remain; EW move down TWO tables (Table 5) except after round 5 when they skip to Table 4 for round 6			
Boards shared with Table 1 then moved to Tables 6 & 12 to share next, except after round 5 when the boards go to the relay table			

Teams 12-table Stagger movement			
Table 8			
Round	N/S	E/W	Boards
1	8-NS	10-EW	5 - 6
2	8-NS	12-EW	7 - 8
3	8-NS	2-EW	9 - 10
4	8-NS	4-EW	11 - 12
5	8-NS	6-EW	1 - 2
Skip and remove boards to relay			
6	8-NS	9-EW	17 - 18
7	8-NS	11-EW	19 - 20
8	8-NS	1-EW	21 - 22
9	8-NS	3-EW	23 - 24
10	8-NS	5-EW	13 - 14
11	8-NS	7-EW	15 - 16
NS remain; EW move down TWO tables (Table 6) except after round 5 when they skip to Table 5 for round 6			
Boards shared with Table 2 then moved to Tables 1 & 7 to share next, except after round 5 when the boards go to the relay table			

Teams 12-table Stagger movement			
Table 9			
Round	N/S	E/W	Boards
1	9-NS	11-EW	7 - 8
2	9-NS	1-EW	9 - 10
3	9-NS	3-EW	11 - 12
4	9-NS	5-EW	1 - 2
5	9-NS	7-EW	3 - 4
Skip and remove boards to relay			
6	9-NS	10-EW	19 - 20
7	9-NS	12-EW	21 - 22
8	9-NS	2-EW	23 - 24
9	9-NS	4-EW	13 - 14
10	9-NS	6-EW	15 - 16
11	9-NS	8-EW	17 - 18
NS remain; EW move down TWO tables (Table 7) except after round 5 when they skip to Table 6 for round 6			
Boards shared with Table 3 then moved to Tables 2 & 8 to share next, except after round 5 when the boards go to the relay table			

<i>Teams 12-table Stagger movement</i>			
<b>Table 10</b>			
Round	N/S	E/W	Boards
1	10-NS	12-EW	9 - 10
2	10-NS	2-EW	11 - 12
3	10-NS	4-EW	1 - 2
4	10-NS	6-EW	3 - 4
5	10-NS	8-EW	5 - 6
Skip and remove boards to relay			
6	10-NS	11-EW	21 - 22
7	10-NS	1-EW	23 - 24
8	10-NS	3-EW	13 - 14
9	10-NS	5-EW	15 - 16
10	10-NS	7-EW	17 - 18
11	10-NS	9-EW	19 - 20
NS remain; EW move down TWO tables (Table 8) except after round 5 when they skip to Table 7 for round 6			
Boards shared with Table 4 then moved to Tables 3 & 9 to share next, except after round 5 when the boards go to the relay table			

<i>Teams 12-table Stagger movement</i>			
<b>Table 11</b>			
Round	N/S	E/W	Boards
1	11-NS	1-EW	11 - 12
2	11-NS	3-EW	1 - 2
3	11-NS	5-EW	3 - 4
4	11-NS	7-EW	5 - 6
5	11-NS	9-EW	7 - 8
Skip and remove boards to relay			
6	11-NS	12-EW	23 - 24
7	11-NS	2-EW	13 - 14
8	11-NS	4-EW	15 - 16
9	11-NS	6-EW	17 - 18
10	11-NS	8-EW	19 - 20
11	11-NS	10-EW	21 - 22
NS remain; EW move down TWO tables (Table 9) except after round 5 when they skip to Table 8 for round 6			
Boards shared with Table 5 then moved to Tables 4 & 10 to share next, except after round 5 when the boards go to the relay table			

<i>Teams 12-table Stagger movement</i>			
<b>Table 12</b>			
Round	N/S	E/W	Boards
1	12-NS	2-EW	1 - 2
2	12-NS	4-EW	3 - 4
3	12-NS	6-EW	5 - 6
4	12-NS	8-EW	7 - 8
5	12-NS	10-EW	9 - 10
Skip and remove boards to relay			
6	12-NS	1-EW	13 - 14
7	12-NS	3-EW	15 - 16
8	12-NS	5-EW	17 - 18
9	12-NS	7-EW	19 - 20
10	12-NS	9-EW	21 - 22
11	12-NS	11-EW	23 - 24
NS remain; EW move down TWO tables (Table 10) except after round 5 when they skip to Table 9 for round 6			
Boards shared with Table 6 then moved to Tables 5 & 11 to share next, except after round 5 when the boards go to the relay table			

## 12-table Stagger movement

Military Bridge event - suggested text of what the Technical Director might say in advance

The movement we are using is called a Stagger movement. It is designed so that a NS pair from team A stays at the same table throughout and plays every EW pair except their own. In this movement it is not possible for the teams to play the same boards as their opposite numbers e.g. NS pair 1 don't play boards 13-14, whereas EW pair 1 do play those boards.

To start with, teams will be numbered 1 to 12 and should sit at their numbered table. With 12 pairs, there are eleven 2-board rounds. We'll play 5 rounds before lunch and 6 rounds after lunch. For all 11 rounds, the boards will be shared, with the same table.

- Table 1 shares with Table 7
- Table 2 shares with Table 8
- Table 3 shares with Table 9
- Table 4 shares with Table 10
- Table 5 shares with Table 11
- Table 6 shares with Table 12

The first 5 rounds will be using Boards 1-12. At the end of each round, EW will move down two tables (so, for example, from Table 1, down two tables is to Table 11 and from Table 9 EW move to Table 7). Boards move down one table each time. Then we break for lunch. When we return, the EW pairs will need to move down three tables for round 6 (then two tables each round thereafter). Boards 1-12 will have been taken away and replaced by boards 13-24. These are similarly played and shared as before lunch.

The NS pairs will stay in the same seats throughout the play, while the EW members of the team will move around the room. EW pairs will start 2 tables down from their home location e.g. EW pair 1 will start on the table hosted by NS pair 11 and EW pair 8 will start on the table hosted by NS pair 6.

We are running to a timetable of course. We plan to run the morning play session from 10:45 to 12:00, with five 2-board rounds of 15 minutes. 15 minutes is ample for 2 boards; slow play at one table can make life difficult for all of the other 12 tables, with knock-on delays from one table to another and players who are not slow can end up being penalised when it's not their fault. So please make every effort to keep to the timetable. I may ask for pairs to move at the allotted time, even if some tables haven't finished. This means that, even allowing for a brief run overtime to finish, a slow table might not play their second board or not be able to finish their second board if they have not got far enough with playing it. I reserve the right to make a judgement on the result should this happen, at my sole discretion. I'm sorry if this sounds harsh, but with so many tables, it's essential we all try to run to time. The afternoon session of 6 rounds will run from 13:30 to 15:00. Please sit down at the right table after lunch at 13:25 to allow for a prompt start.

Each table has a movement card which tells you which pair you should be playing on each round, and which boards you should be using. It is North's job to check this is correct when new players arrive. The movement card also tells EW where to go at the end of the round, and where the boards should move to.

**Teams: 12-table Stagger movement – Rounds 1-4**

Round 1		
N/S	E/W	Boards
1N	3E	3 - 4
2N	4E	5 - 6
3N	5E	7 - 8
4N	6E	9 - 10
5N	7E	11 - 12
6N	8E	1 - 2
7N	9E	3 - 4
8N	10E	5 - 6
9N	11E	7 - 8
10N	12E	9 - 10
11N	1E	11 - 12
12N	2E	1 - 2

Round 2		
N/S	E/W	Boards
1N	5E	5 - 6
2N	6E	7 - 8
3N	7E	9 - 10
4N	8E	11 - 12
5N	9E	1 - 2
6N	10E	3 - 4
7N	11E	5 - 6
8N	12E	7 - 8
9N	1E	9 - 10
10N	2E	11 - 12
11N	3E	1 - 2
12N	4E	3 - 4

Round 3		
N/S	E/W	Boards
1N	7E	7 - 8
2N	8E	9 - 10
3N	9E	11 - 12
4N	10E	1 - 2
5N	11E	3 - 4
6N	12E	5 - 6
7N	1E	7 - 8
8N	2E	9 - 10
9N	3E	11 - 12
10N	4E	1 - 2
11N	5E	3 - 4
12N	6E	5 - 6

Round 4		
N/S	E/W	Boards
1N	9E	9 - 10
2N	10E	11 - 12
3N	11E	1 - 2
4N	12E	3 - 4
5N	1E	5 - 6
6N	2E	7 - 8
7N	3E	9 - 10
8N	4E	11 - 12
9N	5E	1 - 2
10N	6E	3 - 4
11N	7E	5 - 6
12N	8E	7 - 8



Teams: 12-table Stagger movement – Rounds 5-8

Round 5		
N/S	E/W	Boards
1N	11E	11 - 12
2N	12E	1 - 2
3N	1E	3 - 4
4N	2E	5 - 6
5N	3E	7 - 8
6N	4E	9 - 10
7N	5E	11 - 12
8N	6E	1 - 2
9N	7E	3 - 4
10N	8E	5 - 6
11N	9E	7 - 8
12N	10E	9 - 10

Skip  
after  
Round  
5

Round 6		
N/S	E/W	Boards
1N	2E	15 - 16
2N	3E	17 - 18
3N	4E	19 - 20
4N	5E	21 - 22
5N	6E	23 - 24
6N	7E	13 - 14
7N	8E	15 - 16
8N	9E	17 - 18
9N	10E	19 - 20
10N	11E	21 - 22
11N	12E	23 - 24
12N	1E	13 - 14

Round 7		
N/S	E/W	Boards
1N	4E	17 - 18
2N	5E	19 - 20
3N	6E	21 - 22
4N	7E	23 - 24
5N	8E	13 - 14
6N	9E	15 - 16
7N	10E	17 - 18
8N	11E	19 - 20
9N	12E	21 - 22
10N	1E	23 - 24
11N	2E	13 - 14
12N	3E	15 - 16

Round 8		
N/S	E/W	Boards
1N	6E	19 - 20
2N	7E	21 - 22
3N	8E	23 - 24
4N	9E	13 - 14
5N	10E	15 - 16
6N	11E	17 - 18
7N	12E	19 - 20
8N	1E	21 - 22
9N	2E	23 - 24
10N	3E	13 - 14
11N	4E	15 - 16
12N	5E	17 - 18

**Teams: 12-table Stagger movement – Rounds 9-11**

Round 9		
N/S	E/W	Boards
1N	8E	21 - 22
2N	9E	23 - 24
3N	10E	13 - 14
4N	11E	15 - 16
5N	12E	17 - 18
6N	1E	19 - 20
7N	2E	21 - 22
8N	3E	23 - 24
9N	4E	13 - 14
10N	5E	15 - 16
11N	6E	17 - 18
12N	7E	19 - 20

Round 10		
N/S	E/W	Boards
1N	10E	23 - 24
2N	11E	13 - 14
3N	12E	15 - 16
4N	1E	17 - 18
5N	2E	19 - 20
6N	3E	21 - 22
7N	4E	23 - 24
8N	5E	13 - 14
9N	6E	15 - 16
10N	7E	17 - 18
11N	8E	19 - 20
12N	9E	21 - 22

Round 11		
N/S	E/W	Boards
1N	12E	13 - 14
2N	1E	15 - 16
3N	2E	17 - 18
4N	3E	19 - 20
5N	4E	21 - 22
6N	5E	23 - 24
7N	6E	13 - 14
8N	7E	15 - 16
9N	8E	17 - 18
10N	9E	19 - 20
11N	10E	21 - 22
12N	11E	23 - 24