


## Membership Renewals Assistance.

### Series of Screen Shots showing the membership renewal process

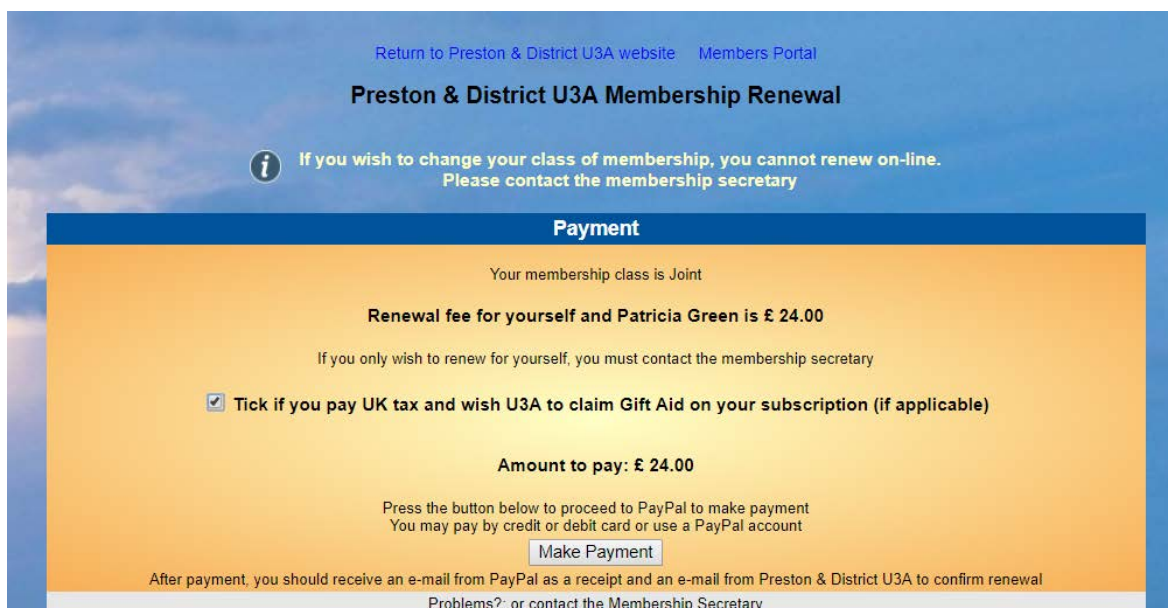
Log onto members portal then click “renwew your membership”

Click “Continue to Payal to complete your payment”.



If you you are registered as a couple the renewal fee will be £24. If your are a single person it will be £12

**DON'T FORGET TO TICK THE BOX FOR GIFT AID IF YOU ARE A UK TAX PAYER.”**



Click “Make Payment” A screen similar to the one below will appear. If you do not have a PayPal account. Click the Pay by Pay by Debit or Credit Card”



£24.00 GBP

## Log in to PayPal

patgreen1947@outlook.com

Password

Stay logged in for faster checkout [?](#)  
Not recommended on shared devices.

**Log In**


[Having trouble logging in?](#)

or

**Pay by Debit or Credit Card**

[Cancel and return to Preston and District U3A](#)

If you do not have a PayPal account, you will be asked to enter your card details as a Guest

£24.00 GBP


### PayPal Guest Checkout

Your financial details won't be shared with the merchant.

Country: **United Kingdom**

Card type: **Card type**

Card number

Expiry Date | CSC 

First name | Last name

#### Billing Address

Address line 1


Address line 2 (optional)

Town/City

County (optional) | Postcode

#### Contact information

Phone number type | Mobile number




**PayPal is the safer, easier way to pay**

No matter where you shop, we help keep your financial information more secure.

If you are having problems, it maybe the **Cache** needs clearing. **See next page.**

## CLEARING BROWSING DATA using an iPad or a PC

### IPAD

Top right hand side of the screen, press 

Select Settings

Privacy

Clear Browsing

**Or**

Click Settings, Select Safari (or web browser used) from the icons on the left of the screen

On the right hand side, scroll down to the bottom of the screen

Select Clear History and Website


A prompt appear on the screen: Clearing will remove history, cookies and other browsing data. History will be cleared from devices signed in to your iCloud account. **Cancel** **Clear**

Select **Clear**

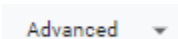
### PC



From some browsers you can simply click and hold down **Ctrl Shift & Delete**

### Using Chrome Browser

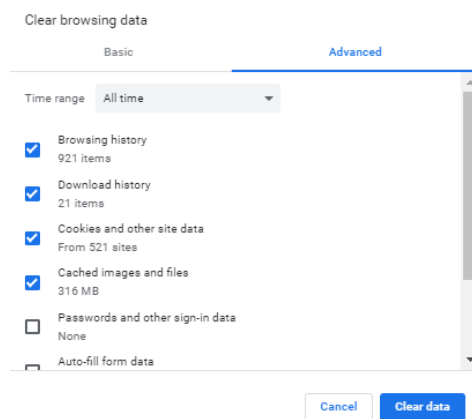
Top right hand side of the screen, press 

Settings

Scroll down the screen 

Select   


From the next screen select **Clear Data**

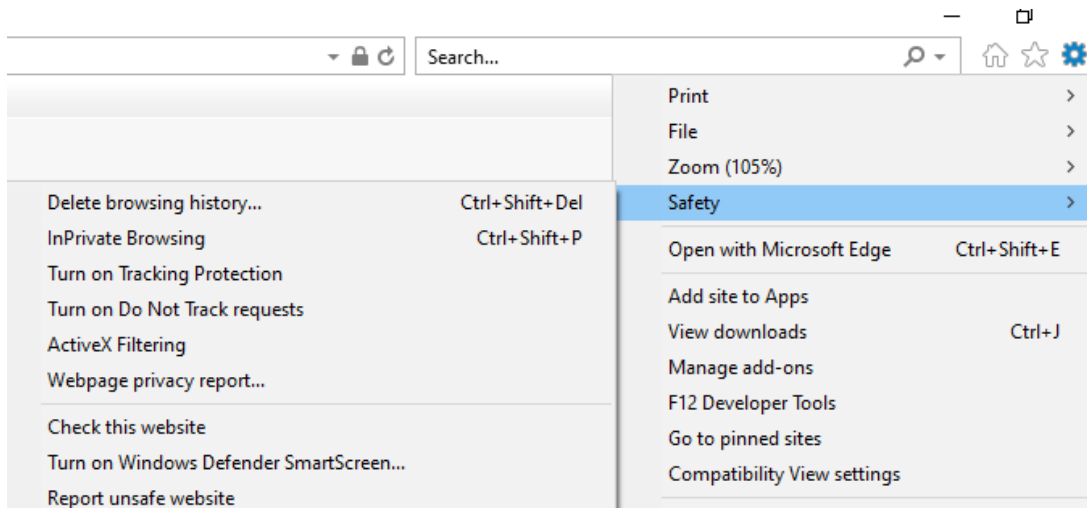


## Using Internet Explorer

At the top right hand side of the screen click the blue cog.

From the drown box click "safety"

From the box opposite click Delete browsing history.



From the screen below click DELETE

