

Online Renewals 2024 Renewing your Membership by Credit/Debit card

Log in to the Member's Portal and click **Renew Your Membership**.

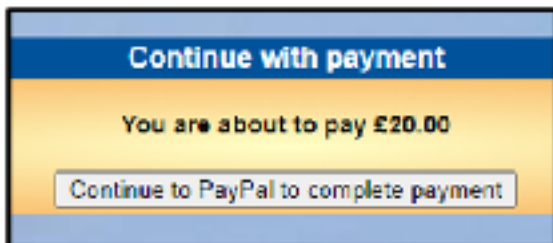
Read the information about **Gift Aid** before ticking one of the boxes to indicate whether or not you would like our u3a to claim tax relief on your membership fee for this year.

What you see next depends on the type of membership you have. This is a typical screen that you will see if you are an Individual Member.



- Individual member: If another u3a member lives at your address, you have the option to pay the other member's subscription at the same time as yours.
- If you are in a Joint membership you can only renew and pay the total fee for both members.

Click **Make Payment**. (If you did not select a box in the **Gift Aid** section you will be prompted to do so now before you can proceed.)

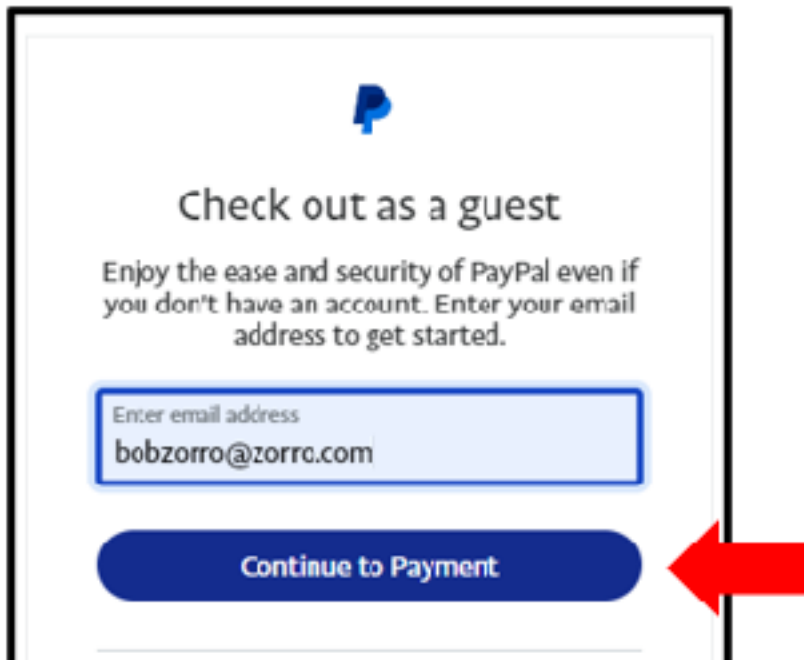


From this screen click **Continue to PayPal to complete payment**. Even when intending to pay by Credit/Debit Card you must select this option at this stage. All our online payments are collected by PayPal and then paid into u3a Mawdesley's account. The next screen will contain the option to pay by Card.



On the screen above enter your email address and click **Pay by Debit or Credit Card**.

On the screen below enter your email address again and click **Continue to Payment**. (Ignore the option regarding Already have an account. This is for PayPal payments only.)

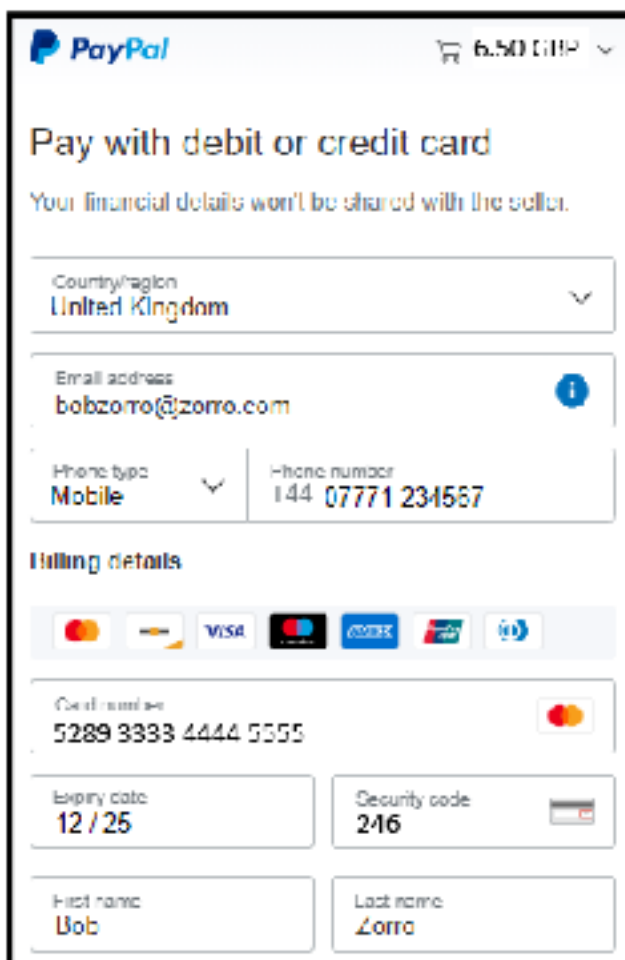


Check out as a guest

Enjoy the ease and security of PayPal even if you don't have an account. Enter your email address to get started.

Enter email address
bobzorro@zorro.com

Continue to Payment



PayPal 6.50 GBP

Pay with debit or credit card

Your financial details won't be shared with the seller.

Country/region
United Kingdom

Email address
bobzorro@zorro.com

Phone type
Mobile

Phone number
144 07771 234567

Billing details

Card number
5289 3333 4444 5555

Expiry date
12 / 25

Security code
216

First name
Bob

Last name
Zorro

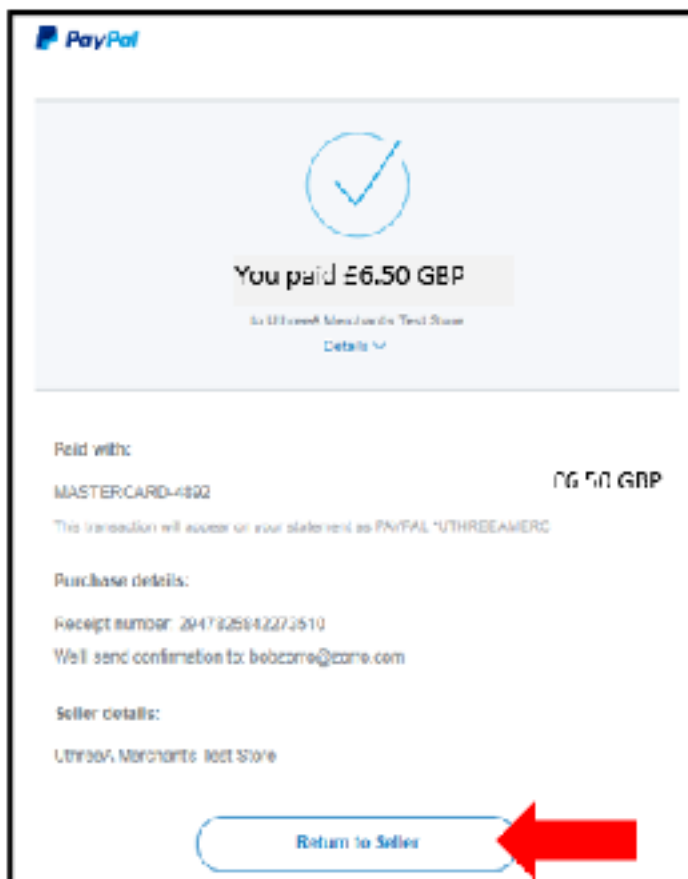
At last we have the Pay with debit or credit card screen. Enter the details of your payment card and your contact details.

At this point under your details there is **Save information & create your PayPal account** button and it will be green. **You do not wish to create a PayPal account so it is vital that you UNTICK THIS BUTTON**



You will now have the option to **Pay now as guest**. Click this option.

Your payment is confirmed.



Click **Return to Seller** to return to the Members Portal screen which will show your updated "membership continues to" date.

You will receive 2 confirmation emails: A confirmation of payment from PayPal and a confirmation from our u3a which will have an electronic version of your membership card attached. You can print this card or, if you prefer, save it to your smartphone.

Membership cards will also be available for collection from the Membership Secretary at the Wednesday Community Mornings.