



Beacon: The Future

London Region Meeting – 24 January 2020

Adam Walton


In this session...



Why upgrade?

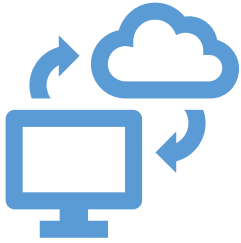


What's been done?



What's the plan?

What is Beacon?



Beacon system



Beacon team



Trust support

U3As on Beacon



Beacon: The Future




Why upgrade Beacon?


Why upgrade Beacon?



Risk




Focus



Opportunity

What's been done so far?

Outline functions





Beacon: The Future



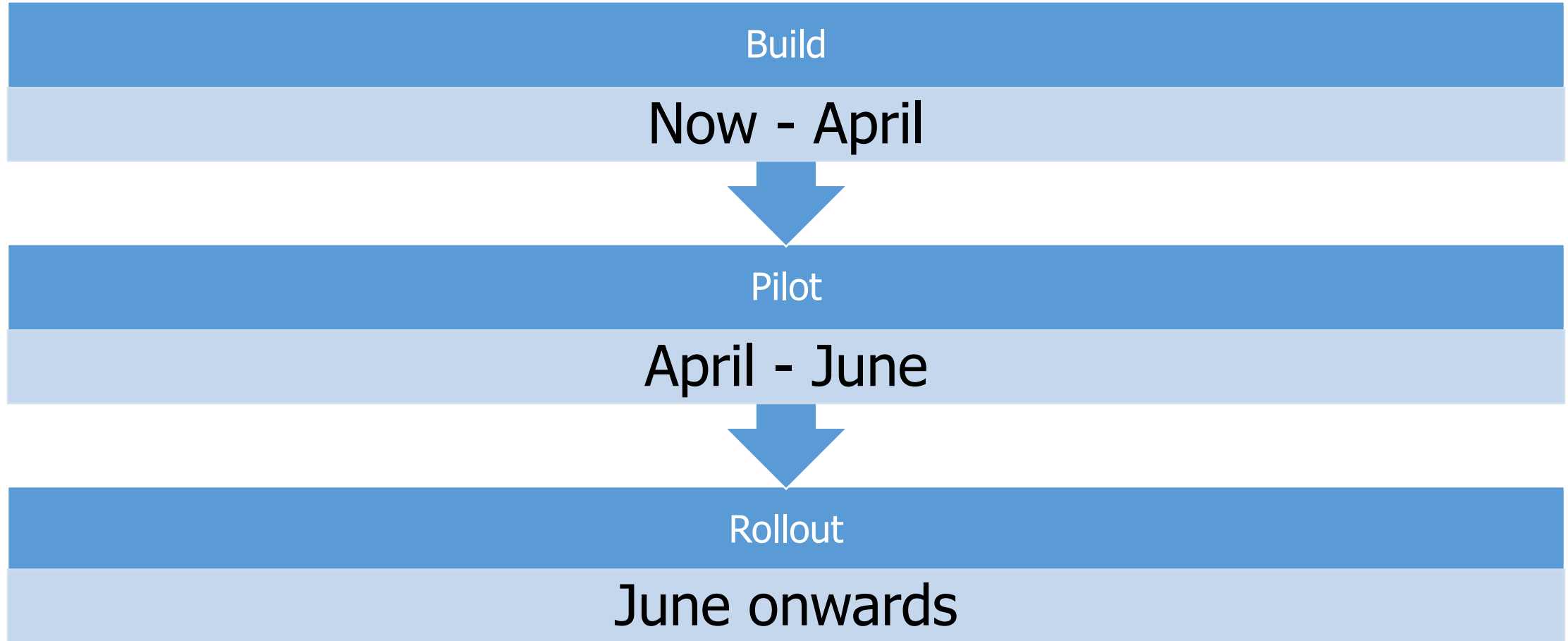
What's the plan?



Phases

- Phased approach to development
- Involve U3As and members at every stage
- Ongoing functional improvement

Outline timeline





Gap analysis

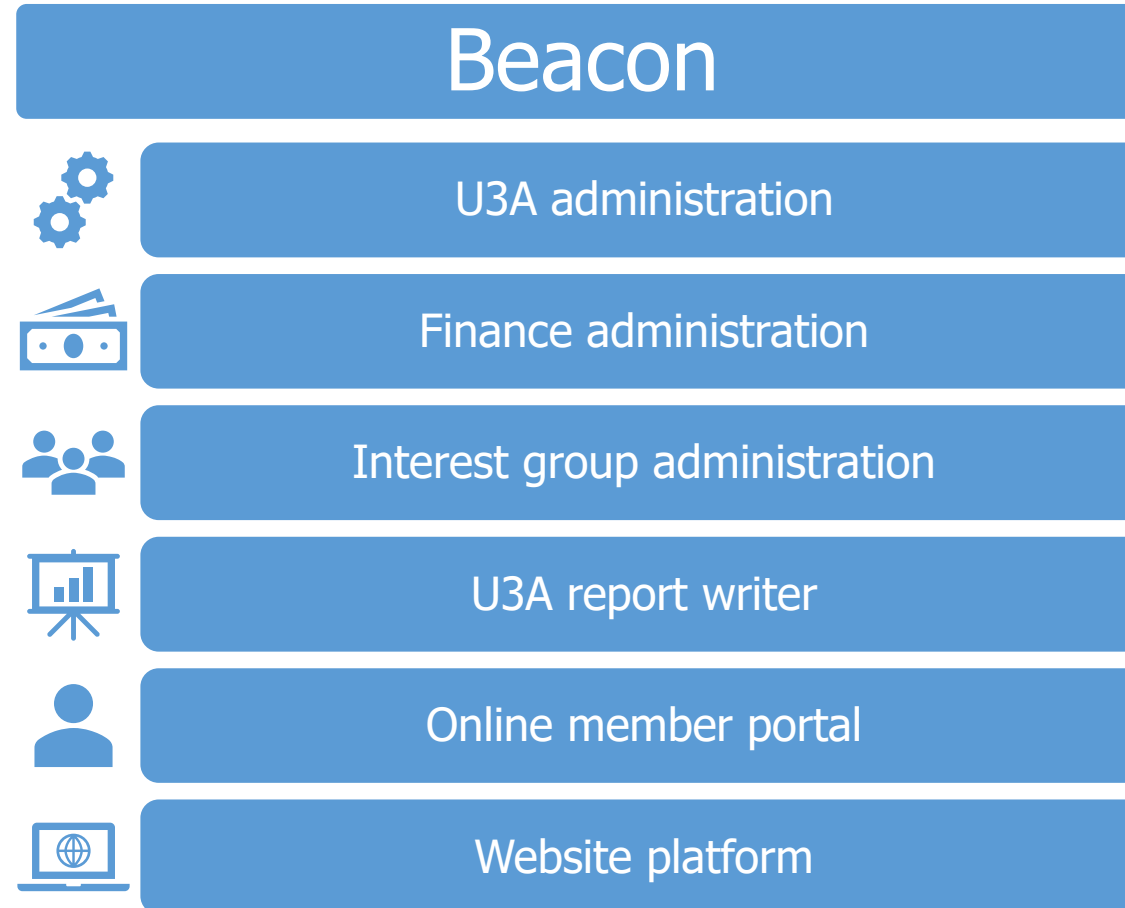
- Scoping the work required
- Presentations and workshops
- Basis of contract




Build

- Combination of configuration and development
- Testing throughout with volunteers
- Creation of documentation


Modular structure





Pilot

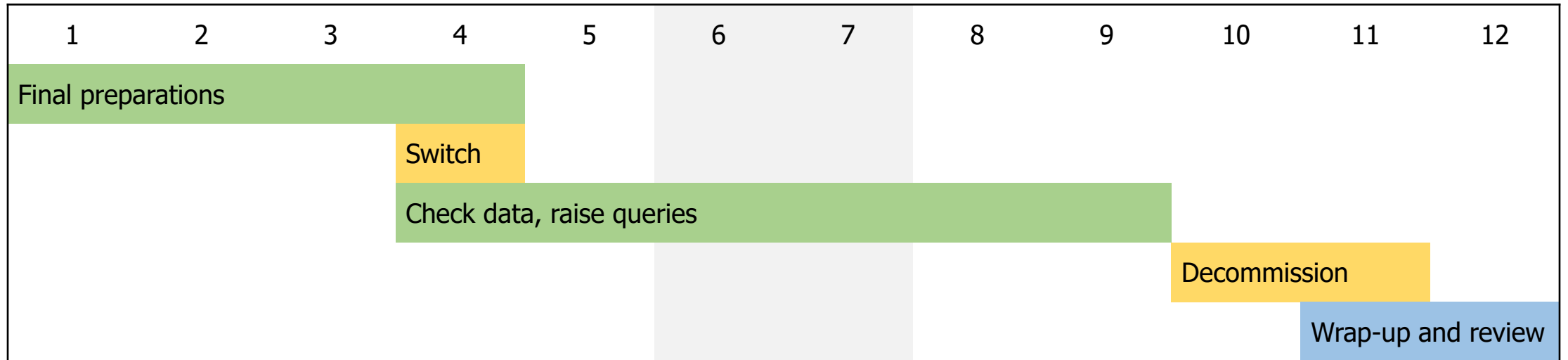
- Full system testing with a small group of U3As
- Opportunity to road test and refine both the system and the documents
- Ensure that U3A needs are met



Rollout

- Mutually convenient time to be arranged with each U3A
- Named Beacon Team volunteer to support each U3A through the process
- Documentation provided in advance


Switching a U3A





Training

- Developed in tandem with the software
- Delivered from Spring onwards
- Materials and events



- £1 per member per annum inc VAT
- No charge to upgrade

Costs



Volunteers

- Beacon Team continue to provide support to U3As
- Range of additional project-related roles



beacon.u3a.org.uk/upgrade

Beacon: The Future



Q&A session

Or contact me by email: adam@u3a.org.uk