


**Visit to Snailbeach Lead Mine August 2018**  
**Photographs taken by Jacqui Healey and Paul Lot**




Grey rock is the bedrock with a layer of Barytes or Calcite on top



Winding gear for the main mine (now closed)



Introduction to Snailbeach Mine




Inside the day mine




Paul with a heavy node (boulder) of mostly Galena



Examining a fault plane inside the mine



Inside the day mine



Fault plane



Outside the entrance to day mine



Mineral vein in the mine with Galena and Barytes



Superficial iron deposits (ochre ?)