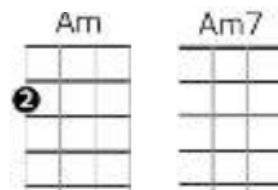


# Wichita Lineman

By Glen Campbell

(strum: d - d du u u du du)

[Intro] Fmaj7 Bbmaj7 x2 F(maj7)



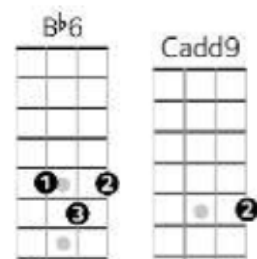
[Verse 1]

Gm7 Bbmaj7 Am Gm7  
 I am a lineman for the county and I drive the main road,  
 Dm Am7 G D Dsus4 D  
 Searchin' in the sun for another over - load.  
 Am Am7 G Gm  
 I hear you singing in the wires, I can hear you through the whine  
 D A7sus Bb6 Cadd9 x3  
 And the Wichita Lineman is still on the line .....



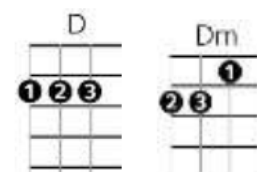
[Verse 2]

Gm7 Bbmaj7 Am Gm7  
 I know I need a small vacation but it don't look like rain  
 Dm Am7 G D Dsus4 D  
 And if it snows, that stretch down south won't ever stand the strain  
 Am Am7 G  
 And I need you more than want you, and I want you for all time  
 Gm D A7sus Bb6 Cadd9 x3  
 And the Wichita Lineman is still on the line .....



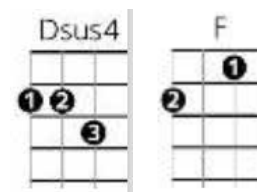
Instrumental

Gm7 Bbma7 F Gm7 Dm Am7 G D Dsus4 D



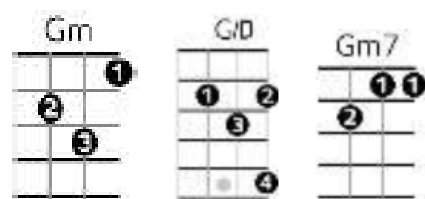
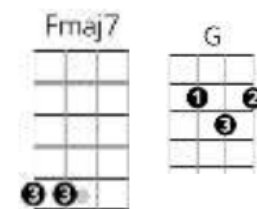
[Verse 3]

Am Am7 G  
 And I need you more than want you and I want you for all time  
 Gm D A7sus Bb6 Cadd9  
 And the Wichita Lineman yes, he's still on the line ...



Outro:

Bb6 Cadd9 x4 fading to Bb6 G/D



# Wichita Lineman Instrumental

The image displays the first two systems of musical notation for the instrumental 'Wichita Lineman'. The notation is written on a six-string guitar staff in 4/4 time. The first system consists of four measures with the following chords and fingerings: Gm7 (1-1-0-3), Eb maj7 (0-3), F (0-1-1-0), and Gm7 (0-1-1-0). The second system consists of three measures with the following chords and fingerings: Dm (3-3-3-3-3-3), Am7 (3-5-2-0-3), and D Dsus4 D (0-0-0).