

Creating Your Members Portal Account



Go to the Bristol u3a website and choose the Join/Renew tab and follow the instructions on screen. Click on current members - renew here.

You will need your membership number, forename, lastname, postcode and email address. **They're all in your renewal email you will have received.** If you're unsure about what you have to type in or need some help please email Bob Slader his email address is bristolu3a.bob@gmail.com

u3a Bristol Beacon

[Return to Bristol u3a website](#)

Bristol u3a Members Portal

Please identify yourself

E-mail

Password

[Confirm Identity](#)

[Forgotten password](#)

If you have not created a password for your membership account, please use the link below where you will be able to set up a password to log in.

[Sign in with membership details](#)

If the Membership Secretary has updated your e-mail address use [Verify e-mail](#)

Enquiries: bristolu3a.bob@gmail.com or contact the Membership Secretary

The Bristol u3a Members Portal sign in screen will appear. If this is the first time that you've tried to renew your membership or update your personal details since 18th April 2023 click on the 'sign in with membership details'.

u3a Bristol Beacon

[Return to Bristol u3a website](#) | [Sign in with email](#)

Bristol u3a Members Portal

Please identify yourself

Membership number All fields must be completed

Forename

Surname

Postcode

E-mail

[Confirm Identity](#)

Enquiries: bristolu3a.bob@gmail.com or contact the Membership Secretary

Enter your membership number, forename, lastname, postcode and email address.

To help, they're all in your renewal email.

When you've entered them all click 'confirm identity'.

u3a Bristol Beacon

Bristol u3a Members Portal

You must choose a password to continue.

In future you will only need to login with your email address and password.

In order to proceed with login you must first choose a password.

Passwords should comprise between 10 and 72 characters including at least one upper case, lower case and numeric character. Do not use common words. You may optionally consider using the following special characters: ! @ # \$ % ^ & *

Set password for email address

Password

Confirm Password


[Update Account](#)

You will be sent an email from noreply@u3abeacon.org.uk with a link you need to use before you can sign in. The link only works for 1 hour. You can request a new email at any time by using Forgotten password on the Members Portal.

Choose your password and enter it a second time to confirm it. Then click 'Update Account'.

Passwords have to be made up of between 10 and 72 characters. You must include an uppercase letter, lowercase letter and a number. Try adding one of the following ! @ # \$ % ^ & * to make it more secure.

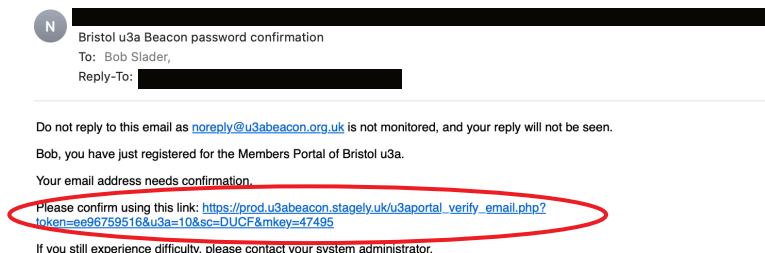
Remember you have to type the same password in both boxes.



When you've successfully created an account you will see this screen.

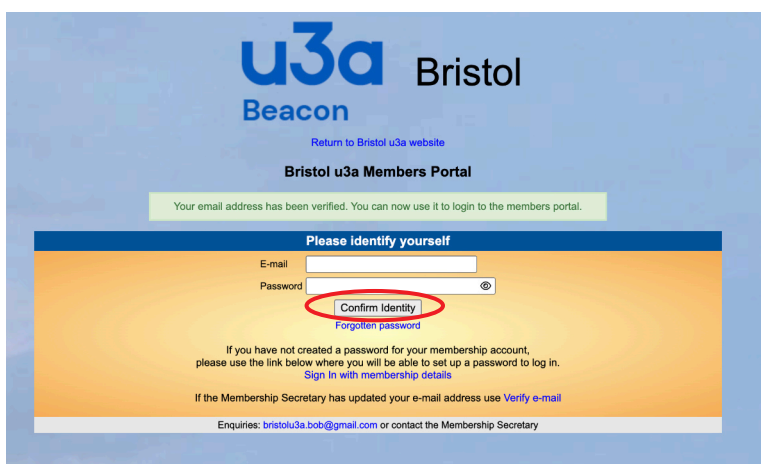
At the same time you will be sent an email from a special email account called noreply@u3abeacon.org.uk. There's a link that you need to use before you can sign in to the Members Portal.

If you can't find the email check your spam folder.



Click on the link in the email. You have one hour to click on the link. If you have not managed it in the hour you will have to click the forgotten password button.

If you need some help please email Bob Slader at bristolu3a.bob@gmail.com.



When you've successfully clicked the link the Bristol u3a portal login screen will appear and you can type in your email address and the password you created a few moments ago. Then you can click the confirm identity button to login to the Members Portal.

If you've forgotten your password click on the forgotten password link and you will be taken through the forgotten password process.



Finally, you are in the Members Portal and you can see the options available.

When the membership subscriptions are due, after 30th June, you will see a fourth option 'Renew your membership'.