

A large, 3D yellow puzzle piece is the central focus, set against a dark grey background with black wavy lines. The puzzle piece is slightly offset to the left, and the text is positioned to its right.

Getting Hold Of Free Photo Software !

After checking past meeting notes, I rediscovered a couple of links to download Free software used to edit your photographs.

Have a look you may find something you may use.

Skylum are offering their “Photolemur” photo editor for free.

This is not their current software, is quite basic, but for £0, worth a look !

You have to register with the site and provide an email address.

Link : <https://skylum.com/pp>

Meeting Notes

6th May 2020

Free copy of Skylum Photolemur

Take your photos to the next level

After clicking on the link, you will be taken to the SKYLUM Website. Enter your name and email address press Submit, and check your email inbox to give confirmation as required.

Photolemur 3


You get award-winning Photolemur for free. Enter your name and email below to receive your copy.

I agree to receive emails from Skylum with best deals, news and promo materials.



PHOTOLEMUR 3






GREAT
PHOTOGRAPHY,
DIFFERENTLY.

Please Confirm Subscription

Yes, subscribe me to this list.

If you received this email by mistake, simply delete it. You won't be subscribed if you don't click the confirmation link above.

PS: If you have specific questions, please don't hesitate to contact us via [Skylum Support](#)



Your
Photography.
Elevated.

1450 114th Ave SE #125, Bellevue, WA 98004
Sent by Skylum Software USA, Inc.

[Privacy policy](#)

Click on the box to subscribe.
[You can always unsubscribe.]

Subscription Confirmed

Your subscription to our list has been confirmed.
Thank you for subscribing!

What's next?

Educational Videos

Watch

You will be taken back to another SKYLUM
webpage, confirming your subscription.



Designed as an intelligent automated photo assistant that enhances images in the same way a professional photographer would, but much quicker than any standard editing software, Photolemur only requires you to drag and drop an image. It takes care of the rest by automatically making pro-level enhancements and adjustments to the image within minutes.

Download your copy of Photolemur here:



Once you've downloaded and installed Photolemur, simply launch your new software and use the following activation key to activate it:

H0HR-52LR-4VDR-QTZV-AD30

If you have specific questions, don't hesitate to contact us by emailing support@skylum.com.

The Skylum Team

Check your email inbox again and you should see something like this, with all the instructions for downloading and setting up your new software.

Nothing to lose, give it try.

Skylum are offering their “Luminar 3” photo editor for free.

This is not their current software, is quite comprehensive, but for £0, worth a look !

You have to register with the site and provide an email address.

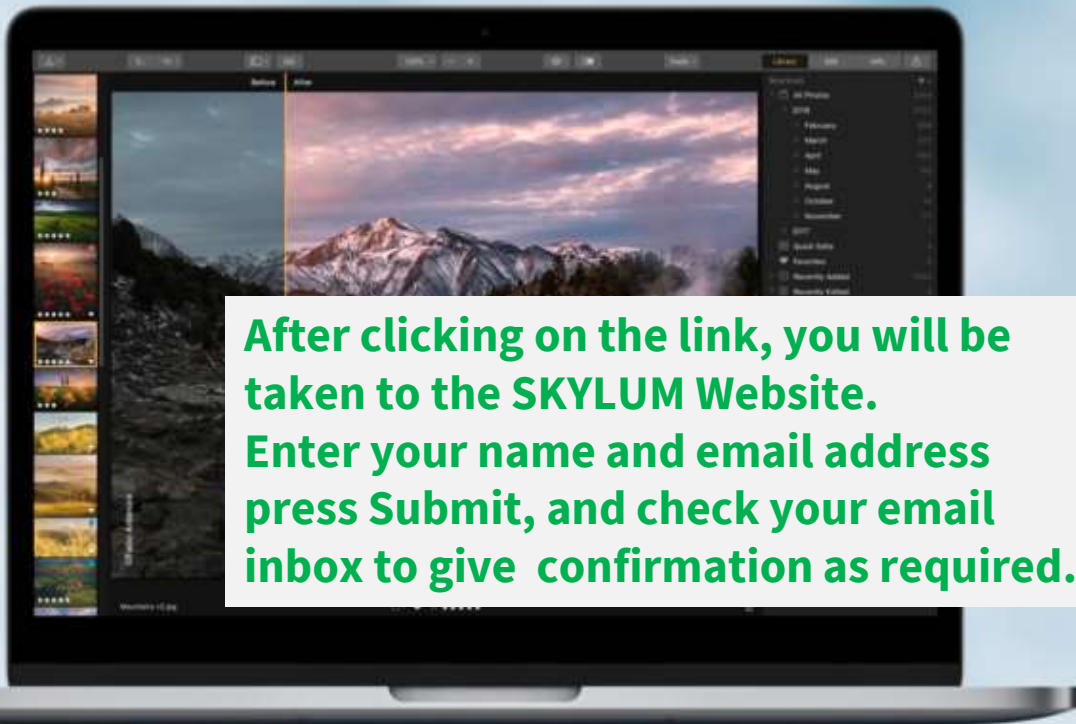
Link :

[Professional photo editing in less time.
\(skylum.com\)](https://www.skylum.com)

Meeting Notes
8th Aug 2020

Free copy of
Skylum Luminar 3

Enhance Your Photography with Luminar 3




After clicking on the link, you will be taken to the SKYLUM Website. Enter your name and email address press Submit, and check your email inbox to give confirmation as required.

Get the full-featured Luminar 3 photo editor for free. Luminar 3 boasts advanced controls in an easy-to-use interface.

Enter your name and email below to receive your copy.

I agree to receive emails from Skylum with best deals, news and promo materials.



Check your email inbox again and you should see something like this, with all the instructions for downloading and setting up your new software.

As a reader of Practical Photography, you're eligible for a complimentary copy of the award-winning Luminar 3 photo editor. Luminar helps you organize and edit your photos quickly and effortlessly. Enjoy using advanced filters, a smart rating system, and one-click Luminar Looks to speed up your photo editing workflow.

Download your copy of Luminar 3 here:



Once you've downloaded and installed Luminar 3, simply launch your new software and use the following activation key to activate it:

GPJL-EXCX-N2H5-YRS3-ZRAF

To learn more about Luminar 3, visit our educational video gallery [here](#). If you have specific questions, don't hesitate to contact us via [support team](#).

The Skylum Team

Nothing to lose, give it try.

Skylum are offering “Aurora HDR 2018” photo editor for free.

This is not their current software, is quite comprehensive, but for £0, worth a look !

You have to register with the site and provide an email address.

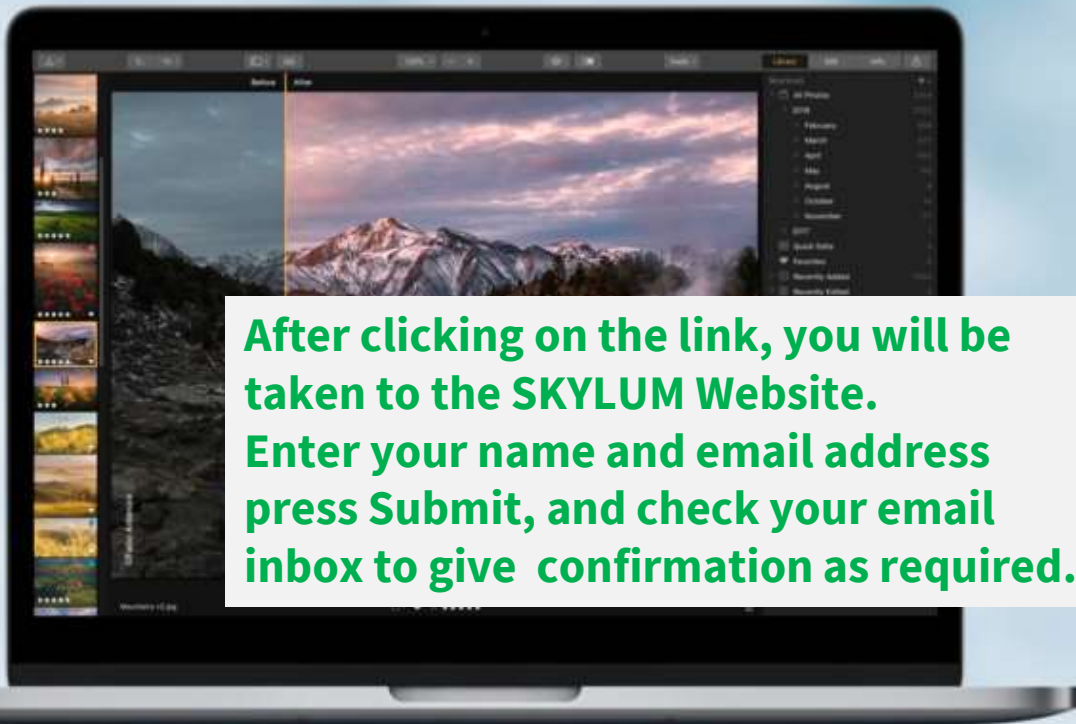
Link :

[Take your HDR photos to the next level \(skylum.com\)](https://www.skylum.com)

Meeting Notes
Mar 2020

Free copy of Skylum
Aurora HDR 2018

Enhance Your Photography with Luminar 3



After clicking on the link, you will be taken to the SKYLUM Website. Enter your name and email address press Submit, and check your email inbox to give confirmation as required.

Get the full-featured Luminar 3 photo editor for free. Luminar 3 boasts advanced controls in an easy-to-use interface.

Enter your name and email below to receive your copy.

I agree to receive emails from Skylum with best deals, news and promo materials.

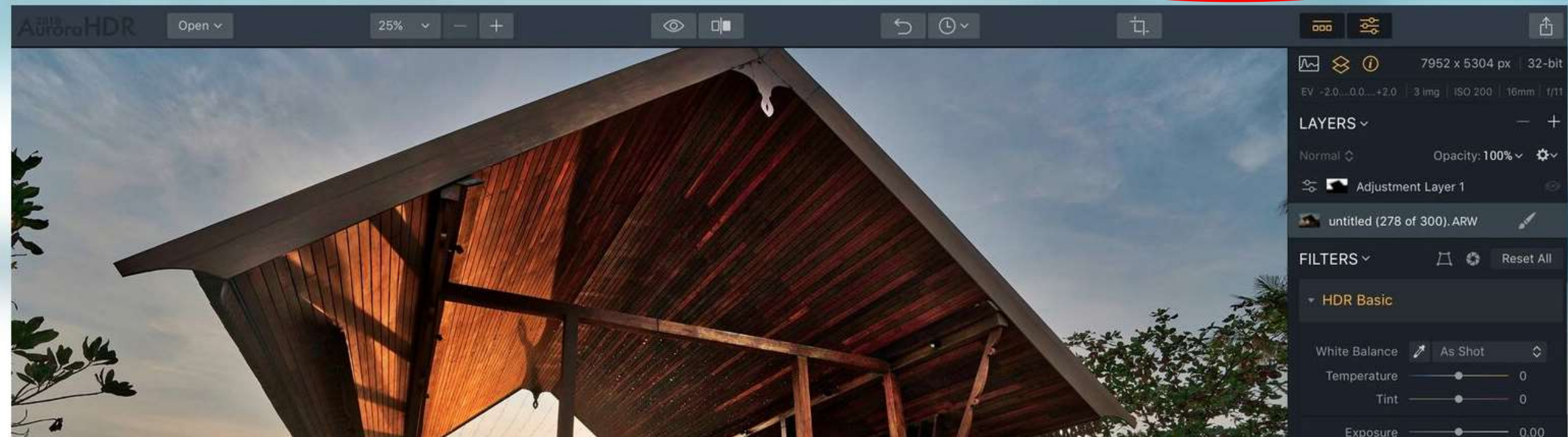
Take your HDR photos to the next level

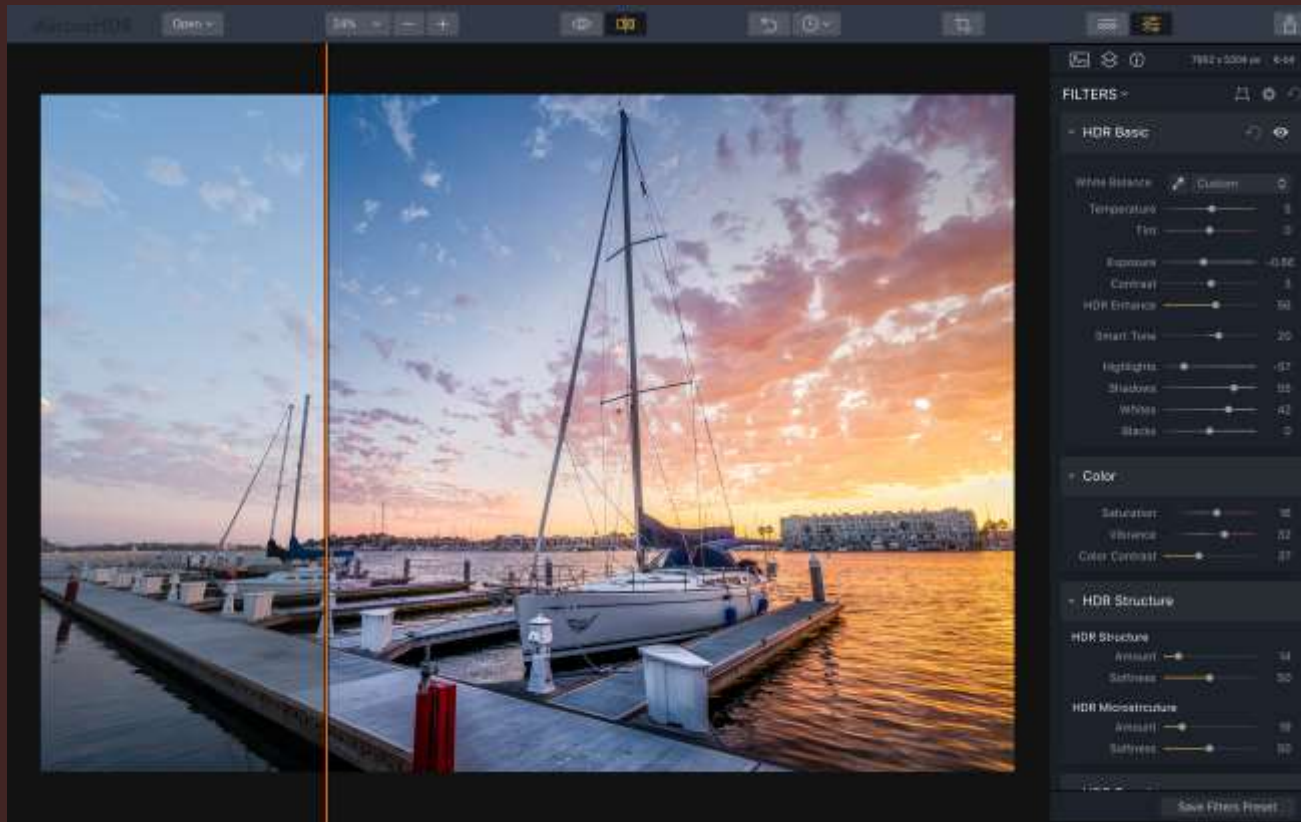
After clicking on the link, you will be taken to the SKYLUM Website. Enter your name and email address press Submit, and check your email inbox to give confirmation as required.

Aurora HDR 2018

You get award-winning Aurora HDR for free. Enter your name and email below to receive your copy.

I agree to receive emails from Skylum with best deals, news and promo materials.





Check your email inbox again and you should see something like this, with all the instructions for downloading and setting up your new software.

Amplify your images with the world's most advanced HDR software.

As a subscriber to Amateur Photographer you're eligible for a complimentary copy of the award-winning Aurora HDR 2018 photo editor. Aurora is great for multi-exposure bracketed images or single-image tone mapping. You'll love using it on your landscape, architectural, real estate, cityscape, "urbex," and many other genres of photos.

Download your copy of Aurora HDR 2018 here:



Once you've downloaded and installed Aurora HDR 2018, simply launch your new software and use the following activation key to activate Aurora HDR 2018:

R47U-SPA6-55YJ-8MCQ-7WC6

Nothing to lose, give it try.